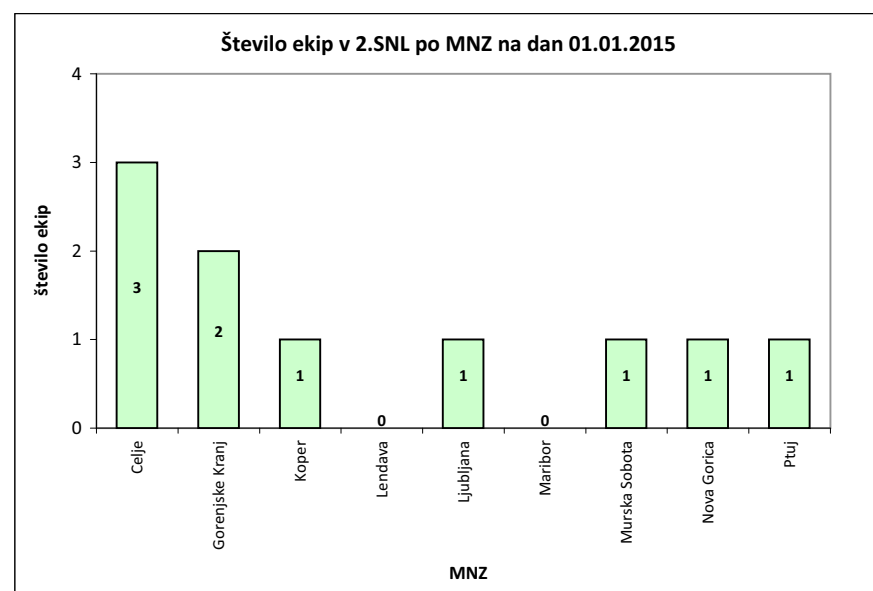
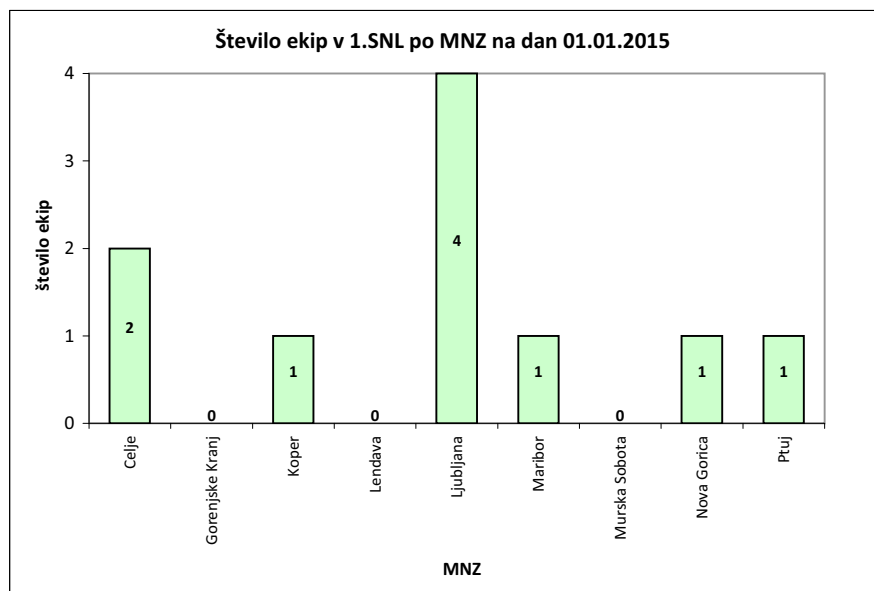
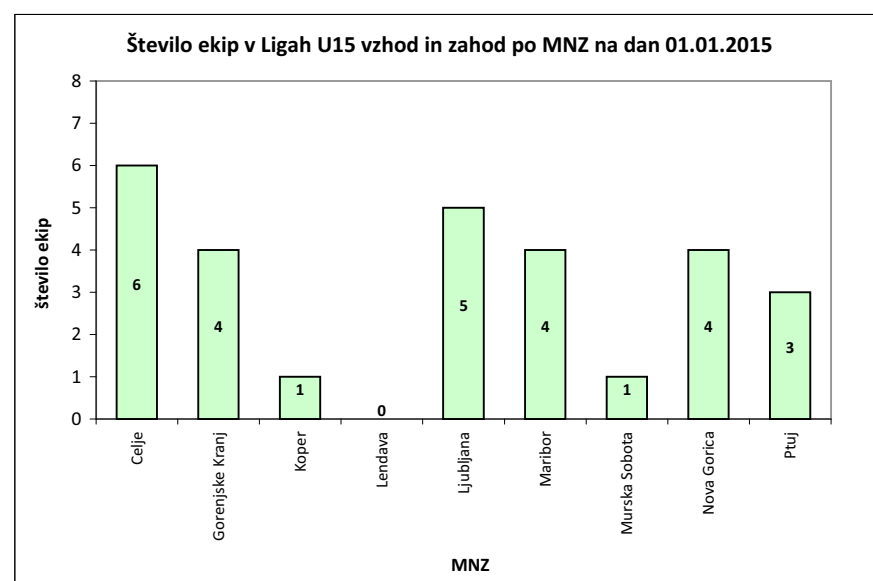
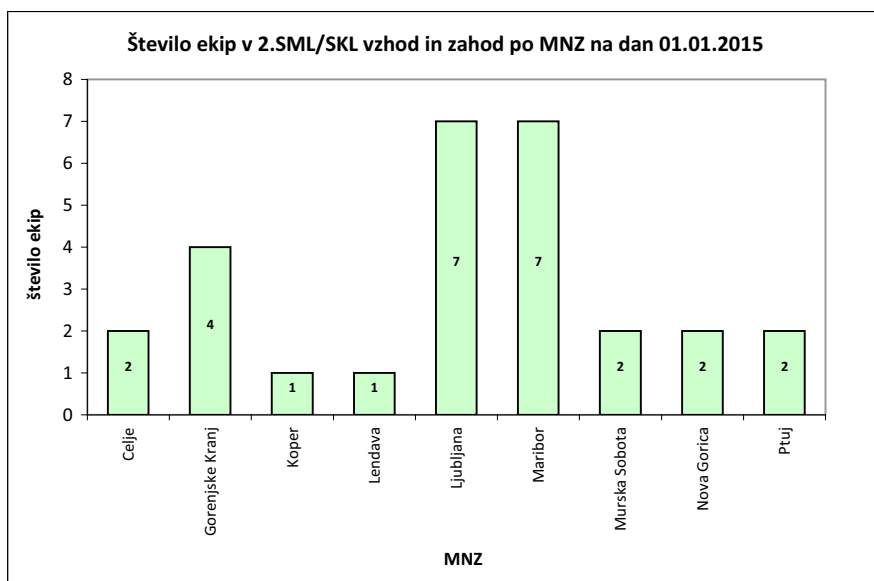
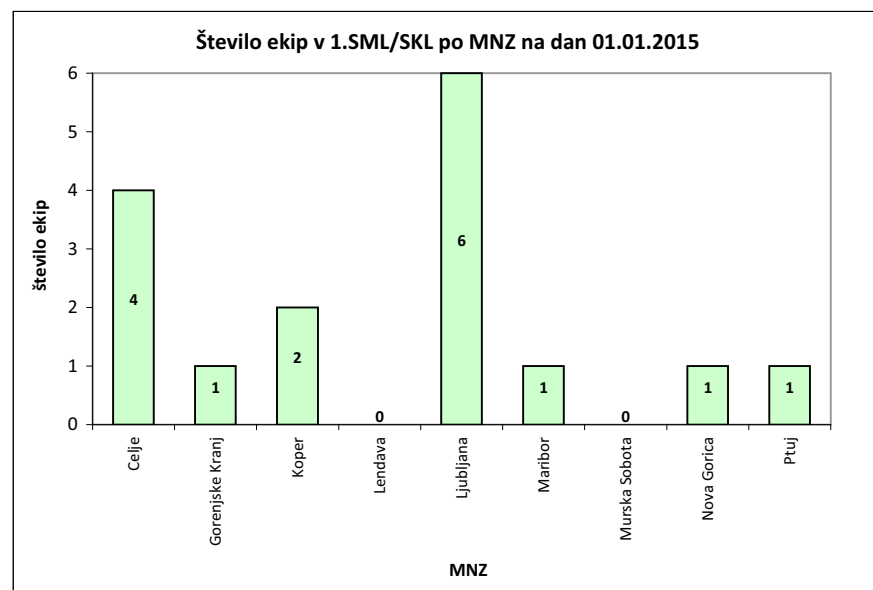
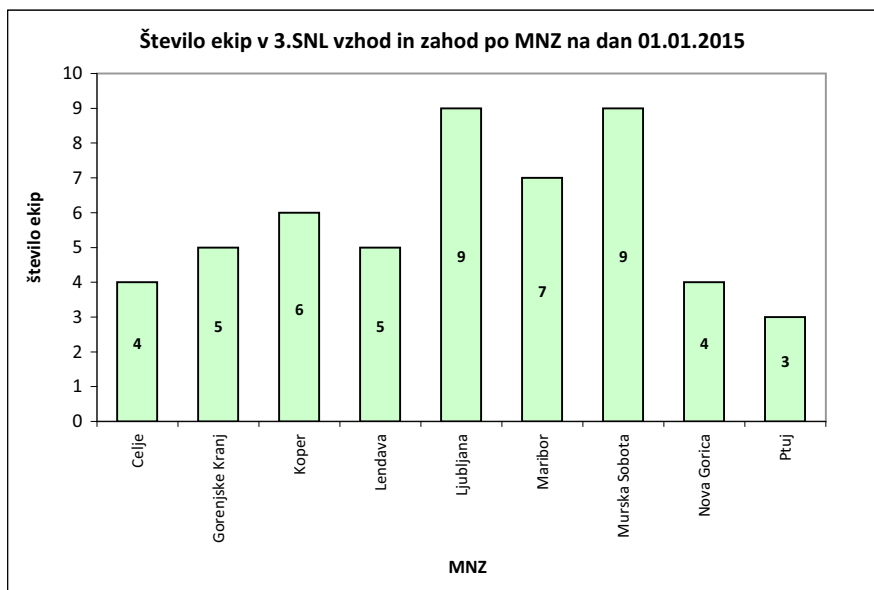


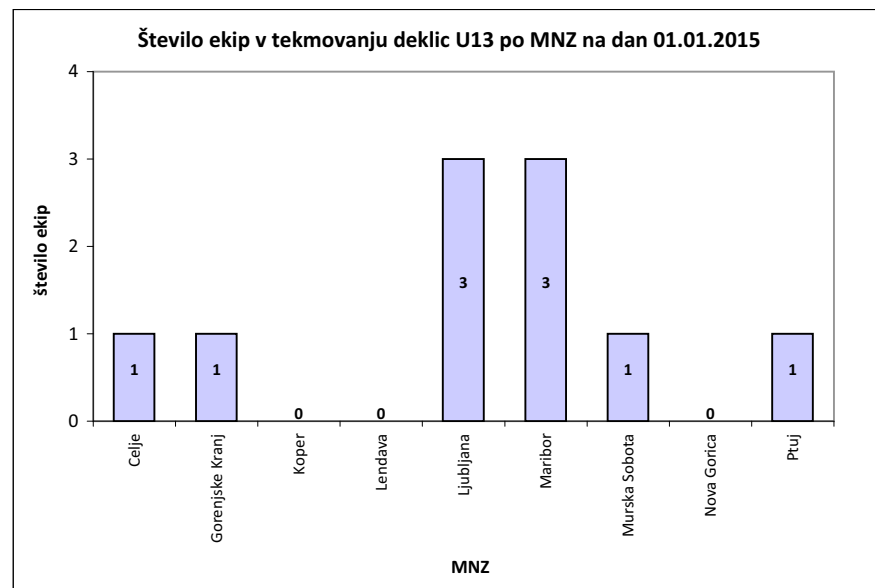
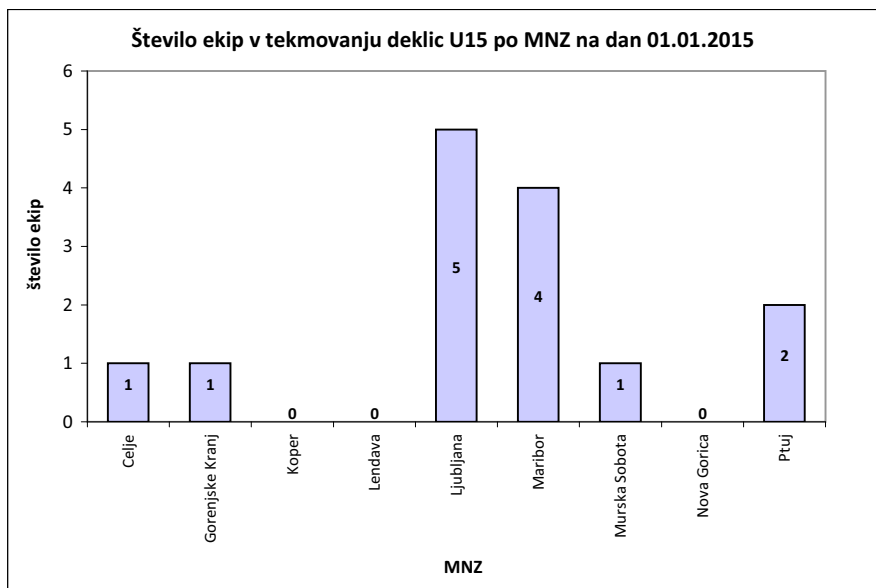
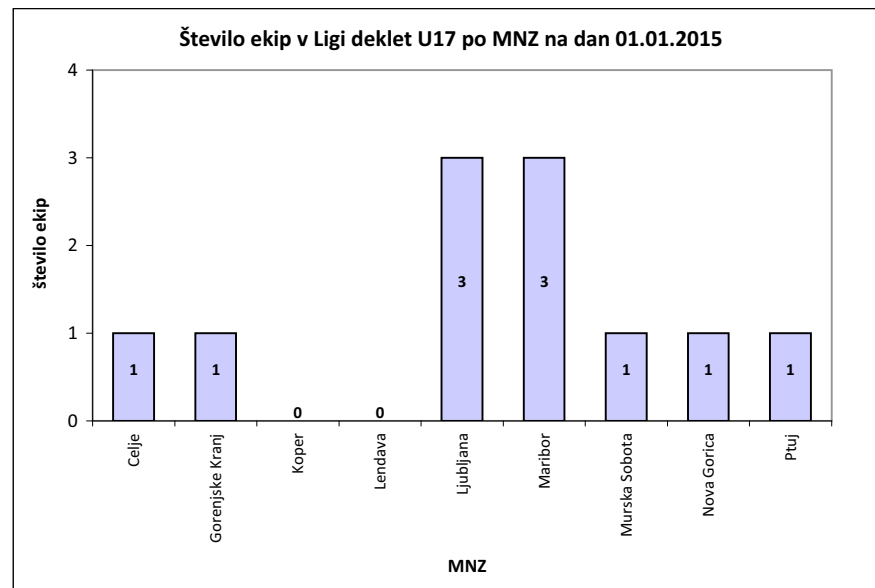
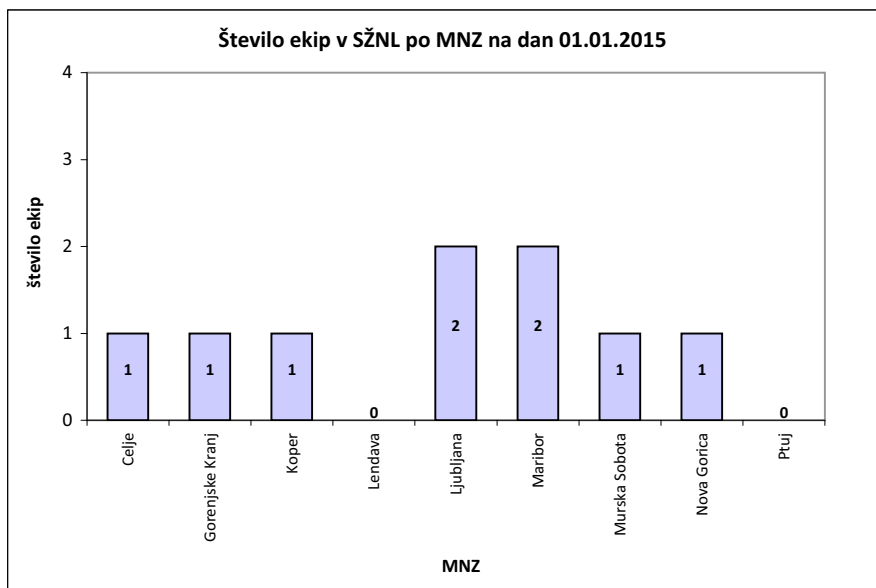
Razporeditev ekip nogometnih klubov v tekmovanjih NZS in MNZ na dan 01.01.2015

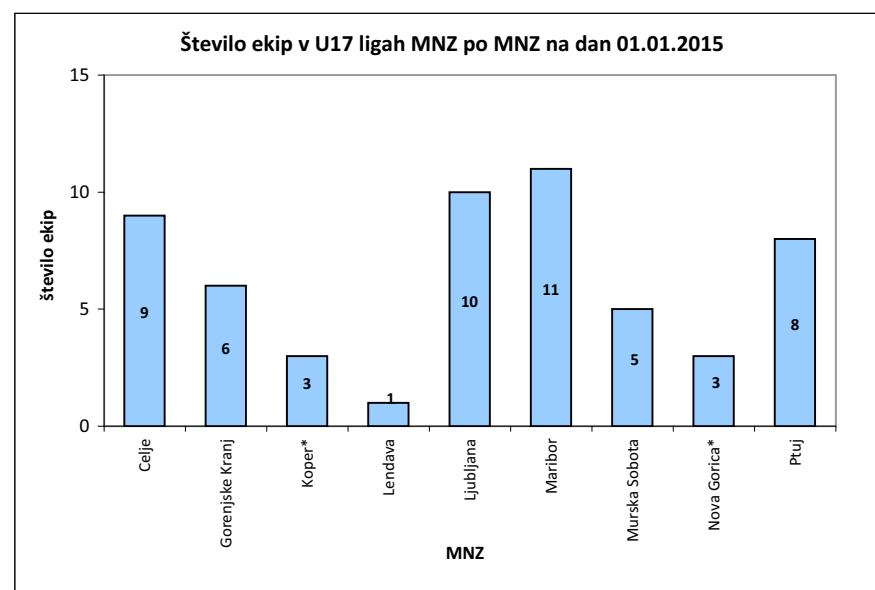
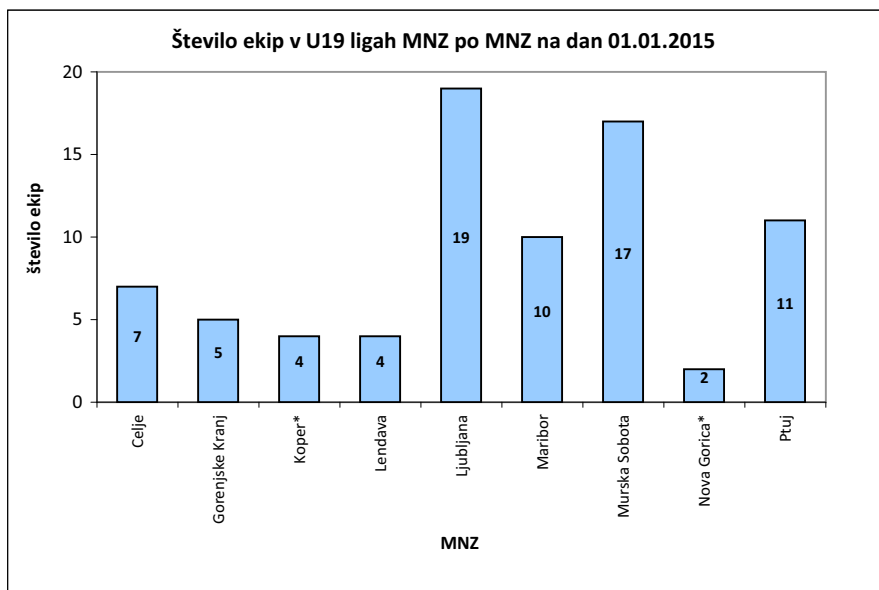
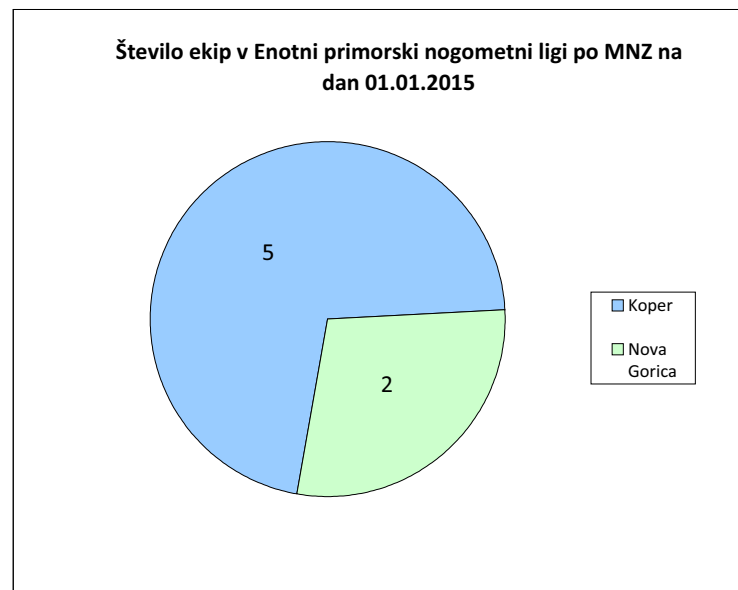
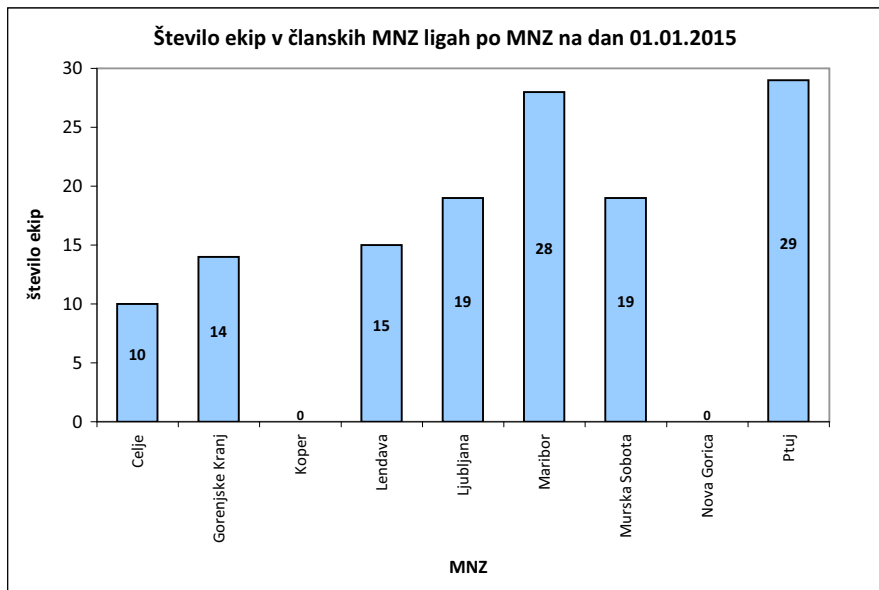
Z.št.	MNZ	Tekmovanja NZS												EPNL	Tekmovanja MNZ										VSE
		1.SNL	2.SNL	3.SNL	1.SML	1.SKL	2.SML	2.SKL	U15	1.SŽNL	DU17	DU15	DU13		Skupaj	ČL	U19	U17	U15	U13	U11	U9	Skupaj		
1	Celje	2	3	4	4	4	2	2	6	1	1	1	1	31	0	10	7	9	18	30	28	29	131	162	
2	Gorenjske Kranj	0	2	5	1	1	4	4	4	1	1	1	1	25	0	14	5	6	13	23	21	26	108	133	
3	Koper	1	1	6	2	2	1	1	1	1	0	0	0	16	5	0	4	3	10	18	15	17	72	88	
4	Lendava	0	0	5	0	0	1	1	0	0	0	0	0	7	0	15	4	1	5	7	7	11	50	57	
5	Ljubljana	4	1	9	6	6	7	7	5	2	3	5	3	58	0	19	19	10	34	60	69	80	291	349	
6	Maribor	1	0	7	1	1	7	7	4	2	3	4	3	40	0	28	10	11	16	34	36	39	174	214	
7	Murska Sobota	0	1	9	0	0	2	2	1	1	1	1	1	19	0	19	17	5	14	18	22	18	113	132	
8	Nova Gorica	1	1	4	1	1	2	2	4	1	1	0	0	18	2	0	2	3	6	8	10	12	43	61	
9	Ptuj	1	1	3	1	1	2	2	3	0	1	2	1	18	0	29	11	8	10	22	20	20	120	138	
SKUPAJ		10	10	52	16	16	28	28	28	9	11	14	10	232	7	134	79	56	126	220	228	252	1102	1334	

Legenda: EPNL - Enotna primorska nogometna liga (MNZ KP in MNZ NG).

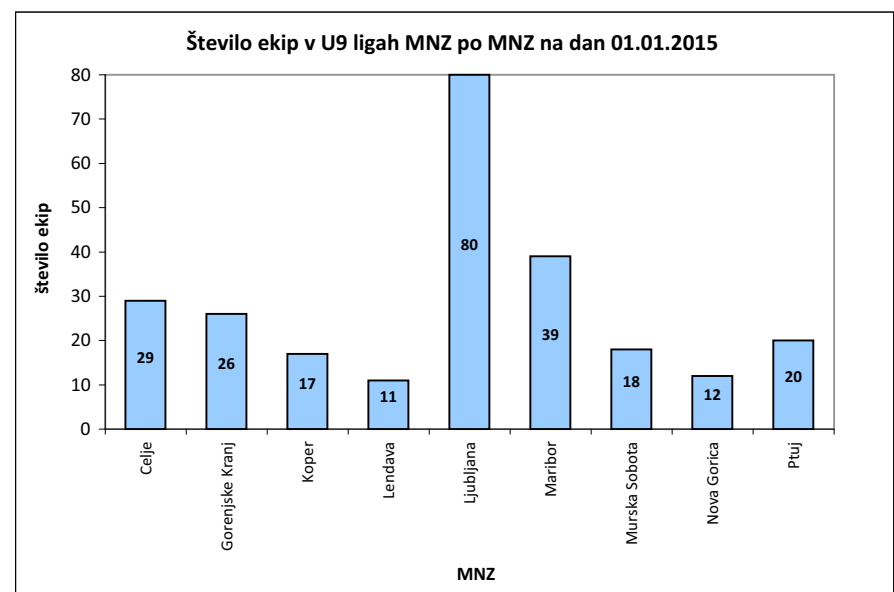
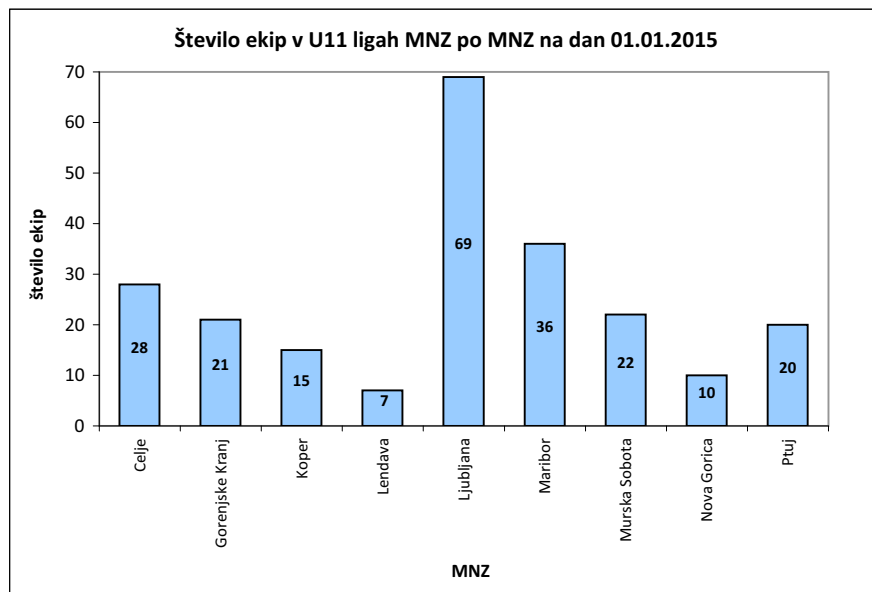
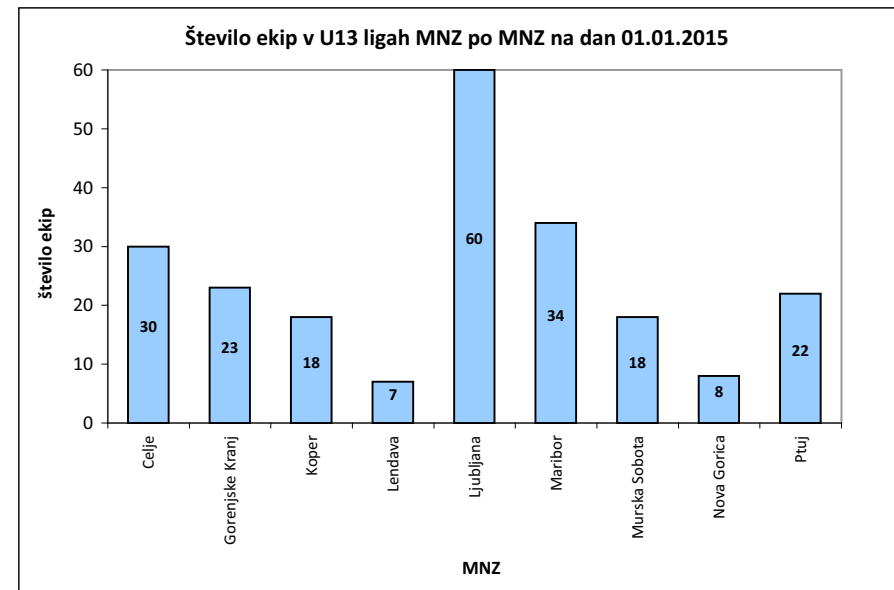
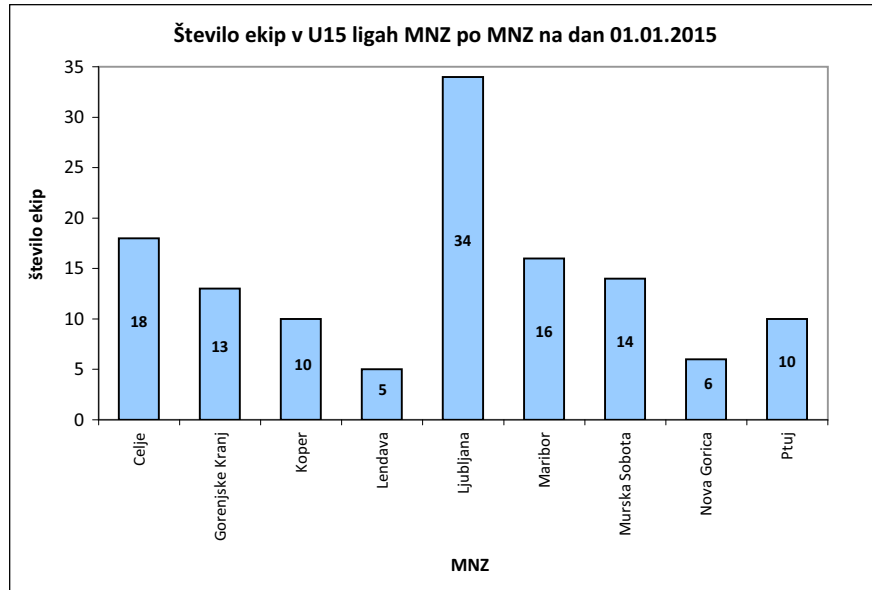






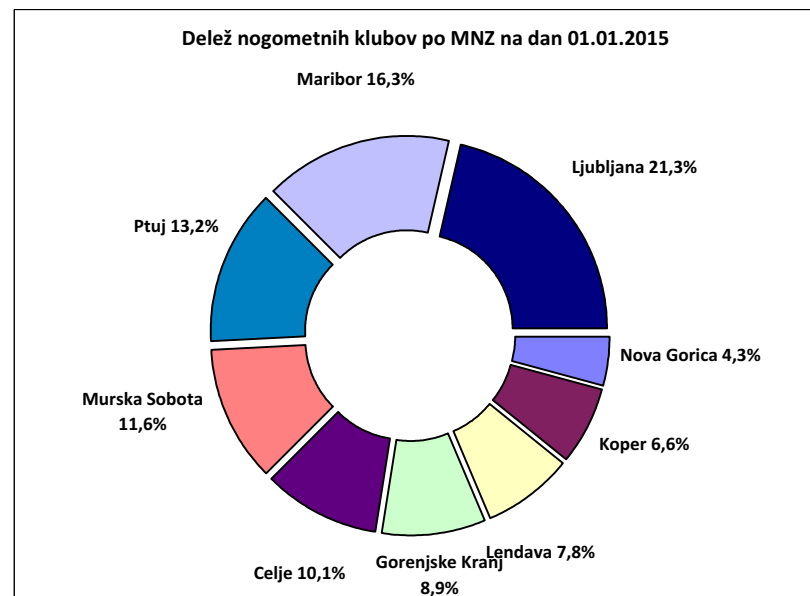
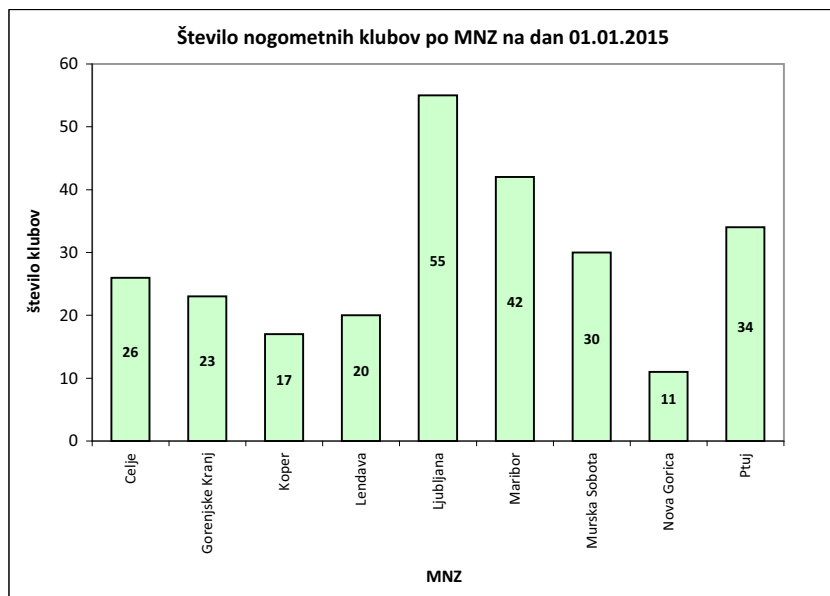


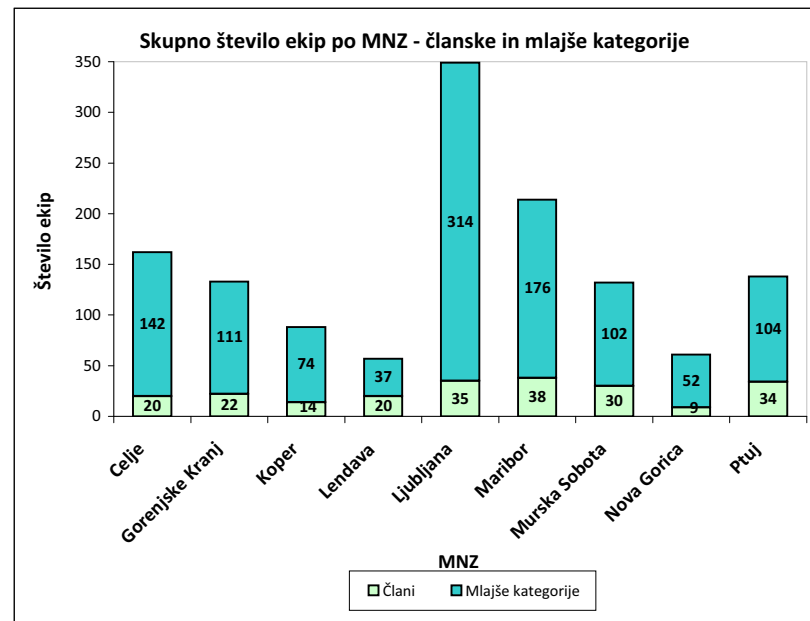
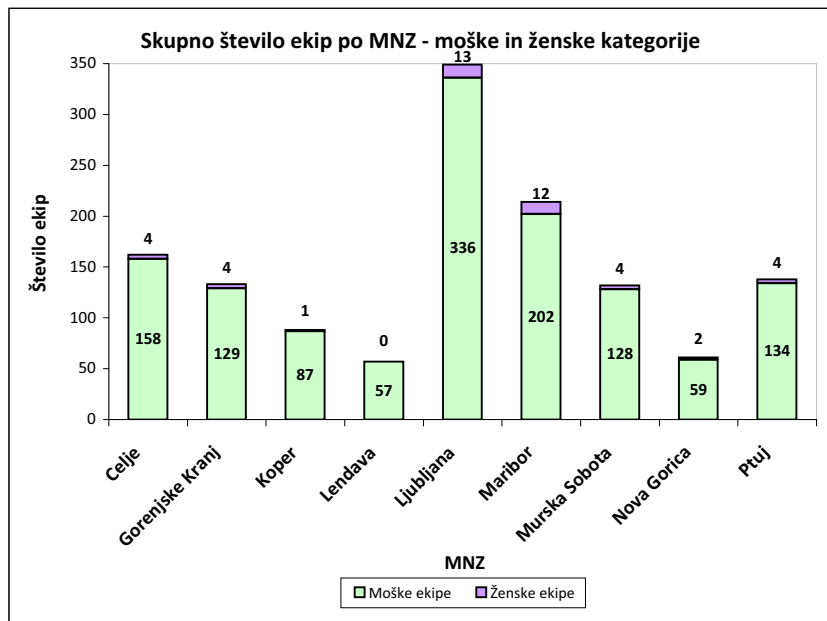
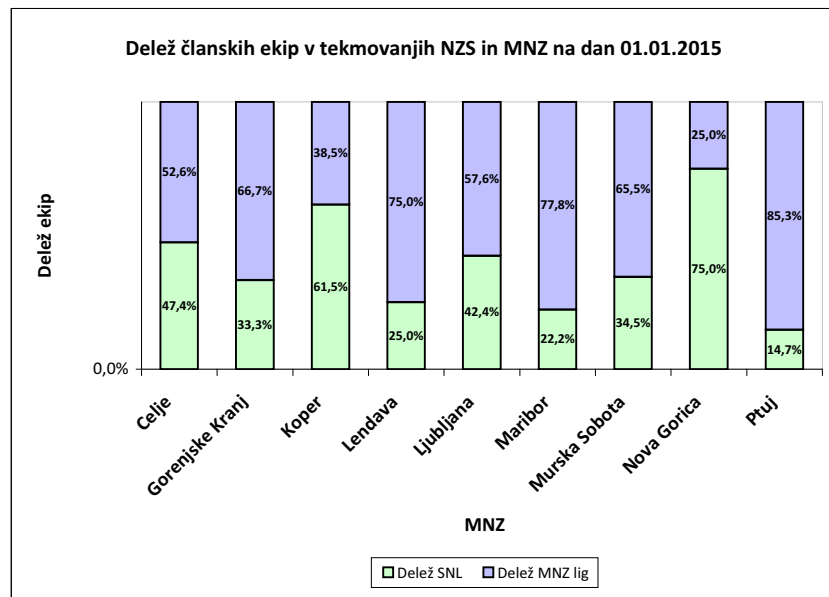
Razporeditev ekip nogometnih klubov v tekmovanjih NZS in MNZ na dan 01.01.2015



Analiza delovanja nogometnih klubov po MNZ na dan 01.01.2015

Z.št.	MNZ	Tekmovanja NZS			Skupaj		Delež		Št. ekip - moški		Moške		Št. ekip - ženske		Ženske	Število ekip		Skupaj	Pokritost članskih ekip z ml. kateg.	Skupaj	Strukturni delež
		1.SNL	2.SNL	3.SNL	SNL	MNZ lige	SNL+MNZ	SNL	MNZ lig	člani	ml. kat.	kategorije	člani	ml. kat.	kategorije	člani	ml. kat.	ekip	ekip z ml. kateg.	klubov	delež
1	Celje	2	3	4	9	10	19	47,4%	52,6%	19	139	158	1	3	4	20	142	162	7,1	26	10,1%
2	Gorenjske Kranj	0	2	5	7	14	21	33,3%	66,7%	21	108	129	1	3	4	22	111	133	5,0	23	8,9%
3	Koper	1	1	6	8	5	13	61,5%	38,5%	13	74	87	1	0	1	14	74	88	5,3	17	6,6%
4	Lendava	0	0	5	5	15	20	25,0%	75,0%	20	37	57	0	0	0	20	37	57	1,9	20	7,8%
5	Ljubljana	4	1	9	14	19	33	42,4%	57,6%	33	303	336	2	11	13	35	314	349	9,0	55	21,3%
6	Maribor	1	0	7	8	28	36	22,2%	77,8%	36	166	202	2	10	12	38	176	214	4,6	42	16,3%
7	Murska Sobota	0	1	9	10	19	29	34,5%	65,5%	29	99	128	1	3	4	30	102	132	3,4	30	11,6%
8	Nova Gorica	1	1	4	6	2	8	75,0%	25,0%	8	51	59	1	1	2	9	52	61	5,8	11	4,3%
9	Ptuj	1	1	3	5	29	34	14,7%	85,3%	34	100	134	0	4	4	34	104	138	3,1	34	13,2%
SKUPAJ		10	10	52	72	141	213	33,8%	66,2%	213	1077	1290	9	35	44	222	1112	1334	5,1	258	100,0%





Razporeditev ekip klubov malega nogometa v tekmovanjih NZS in MNZ ter analiza delovanja MNZ na dan 01.01.2015

Z.št.	MNZ	Tekmovanja NZS									MNZ	NZS + MNZ	Delež NZS	Delež MNZ lig	Skupaj KMN	Strukturni delež KMN
		1.SFL	2.SFL	3.SFL	SŽFL	U21	U19	U15	U13	SKUPAJ						
1	Celje	2	0	0	1	2	5	3	1	14	0	14	100,0%	0,0%	6	18,2%
2	Gorenjske Kranj	0	0	0	0	1	1	0	1	3	0	3	100,0%	0,0%	2	6,1%
3	Koper	1	0	0	0	1	1	1	1	5	0	5	100,0%	0,0%	1	3,0%
4	Lendava	0	0	0	0	0	0	0	0	0	0	0	0,0%	0,0%	0	0,0%
5	Ljubljana	3	2	0	1	2	5	3	3	19	11	30	63,3%	36,7%	7	21,2%
6	Maribor	2	0	5	2	3	3	1	1	17	0	17	100,0%	0,0%	9	27,3%
7	Murska Sobota	0	0	0	0	0	0	1	2	3	0	3	100,0%	0,0%	2	6,1%
8	Nova Gorica	2	1	0	0	2	3	3	3	14	0	14	100,0%	0,0%	3	9,1%
9	Ptuj	0	1	0	0	2	3	0	3	9	0	9	100,0%	0,0%	3	9,1%
SKUPAJ		10	4	5	4	13	21	12	15	84	11	95	88,4%	11,6%	33	100,0%

